





T600 FAMILY OF THERMOSTATS



600 Family



Featuring


T631W-2 PTAC THERMOSTAT

Exclusively For Contractors

The Wireless PTAC Thermostat allows you to control temperature away from the heat/cool source.


This innovative new product was designed primarily to improve comfort in hotels and spaces that use PTAC units as the primary heat and cool source. The wireless characteristics of this thermostat can improve the comfort in many conventional systems as well.

T601-2



**Single Stage
1 Heat 1 Cool
Non-Programmable**

T605-2



**Single Stage
1 Heat, 1 Cool
7 Day, 5/1/1 Programmable
Battery or Hardwire**

T621-2



**Heat Pump
2 Heat, 1 Cool
Battery or Hardwire
Non-Programmable**

T625-2



**Heat Pump/Conventional
1 Heat, 1 Cool Conventional
2 Heat, 1 Cool Heat Pump
Battery or Hardwire
Non-Programmable**




1-800-PRO1-559 (776-1559)

www.pro1iaq.com

Features of the T600 Family of Thermostats

- Easy wire color coded terminal blocks
 - Wall mount or junction box
- Separate B & O terminals
 - 5/1/1 programmable (programmable models only)
- Room temperature calibration adjustment
 - Separate heating and cooling swing (cycle rate) adjustments
- 5 minute compressor delay protection (selectable on or off)
 - Universal sub-base
- Easy access battery compartment
 - 5 year warranty
 - Battery or 24V power

 Model #	7D 7 Day Programmable 5/1/1 5/1/1 Programmable NP Non-programmable	Stages of Heat Stages of Cool Heat pump with emergency heat compatible Compatible with Conventional Systems Display Size (Square Inches) Auto Changeover Filter Change Reminder Room Temperature Calibration Adjustable Temperature Programmable Swing Adjustable Setpoint Limits Humidity Control Memory Type (Permanent) Touchscreen Warranty (Years)														Terminals		
		1	2	3	4	5	6	7	8	9	10	11	12	13	14			
T601-2	NP	1	1			•	2			•	•				•		2	Rh, Rc, C, Y, W, G, B, O
T605-2	5/1/1 7D	1	1			•	2			•	•				•		2	Rh, Rc, C, Y, W, G, B, O
T621-2	NP	2	1	•			2			•	•				•		2	R, C, Y, W2, E, G, B, O
T625-2	5/1/1 7D	2	1	•	•		2			•	•				•		2	R, C, Y, W2, E, G, B, O

Specifications

The display range of temperature..... 41°F to 95°F (5°C to 35°C)
The control range of temperature..... 44°F to 90°F (7°C to 32°C)
Load rating..... 1 amp per terminal, 1.5 amp maximum all terminals combined
Display accuracy..... ± 1
Swing (cycle rate or differential)..... Heating is adjustable from 0.2°F to 2.0°F
Cooling is adjustable from 0.2°F to 2.0°F
Power source..... 18 to 30 VAC, NEC Class II, 50/60 Hz for hardwire (common wire)
Battery power from 2 AA Alkaline batteries
Operating ambient..... 32° to +105° (0° to +41°C)
Operating humidity..... 90% non-condensing maximum
Dimensions of thermostat..... 4.7"W x 4.4" H x 1.1"D

T631W-2 PTAC Thermostat

Wireless PTAC Thermostat
1 heat 1 cool conventional
2 heat 1 cool heat pump
Battery or Hardwire
Non-programmable



Thermostat Application Guide			
Gas or Oil Heat	Yes	24 Volt Heat Only Systems	Yes
Electric Furnace	Yes	24 Volt Heat & Cool Systems	Yes
Heat Pump (no Aux. or Emergency Heat)	Yes	Cool Only Systems	Yes
Heat Pump (with Aux.)	Yes	High and Low Fan Speed	Yes
Multi-stage Systems	No	Millivolt	No

NOTE: For single speed fan systems wire a jumper between the GL and GH terminal blocks.